

# PALLET CONFIGURATION INFO SHEET-4 OZ. POUCHES

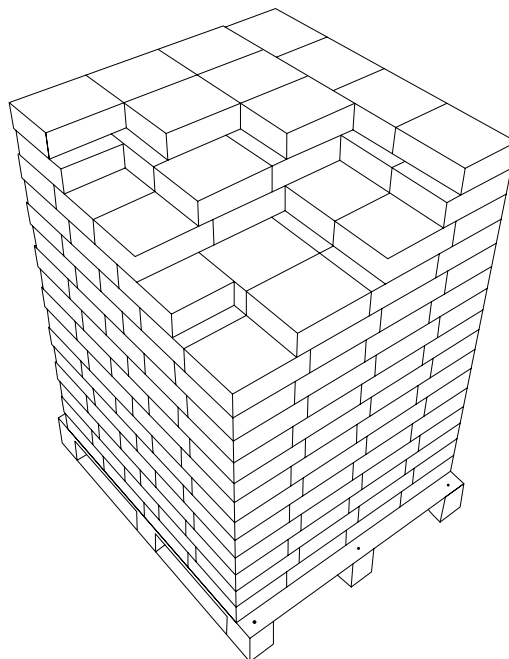
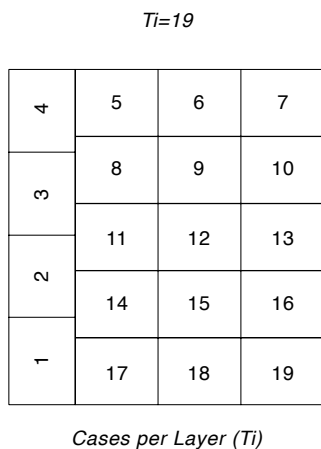


## 6-COUNT HALF-CASE PALLET CONFIGURATION

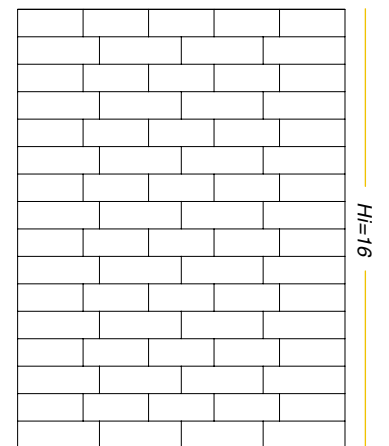
PALLET SIZE	42" x 48" x 65"
Cases per Layer (Ti)	19
Number of Layers (Hi)	16
Total Cases per Pallet	304
Pouches per Pallet	1,824
Pallet Weight	680 lb
Case Size	10" x 8" x 3"
Pouches per Case	6
Case Weight	2 lbs.

## 12-COUNT CASE PALLET CONFIGURATION

PALLET SIZE	42" x 48" x 65"
Cases per Layer (Ti)	19
Number of Layers (Hi)	9
Total Cases per Pallet	171
Pouches per Pallet	2,052
Pallet Weight	750 lb
Case Size	10" x 8" x 6"
Pouches per Case	12
Case Weight	4 lbs.



6-Count Pallet Example



*Layers per Pallet (Hi)*  
6-Count Pallet Example